

*2012 Advanced Band Supplement*  
**SUMMER PACKET**

*Great for music class mini-concerts and talent shows!*

**TROMBONE**

1. *America the Beautiful and America*
2. *Fly Eagles Fly*
3. *Ghostbusters*
4. *Guitar Riffs*
5. *Halloween*
  - A. Snake Charmer
  - B. In the Hall of the Mountain King
  - C. Harry Potter
6. *Here We Go Steelers*
7. *High School Musical: We're All in This Together*
8. *Indiana Jones Theme*
9. *Meet the Flintstones*
10. **Party Songs**
  - A. *Happy Birthday to You*
  - B. *Get the Party Started*
  - C. *Let's Get it Started*
  - D. *Do the Limbo*
11. *Pirate's of the Carribbean: He's A Pirate*
12. *Rocky Theme*
13. **Sports Fun Songs**
  - A. *Na, Na, Hey Kiss Him Goodbye*
  - B. *Rock and Roll Part 2 (The Hey Song)*
  - C. *Na, Na, Land of a Thousand Dances*
  - D. *Go, Skins Go; Smoke on the Water*
  - E. *Mission Impossible*
  - F. *Are You Ready for Some Football*
  - G. *Another One Bites the Dust*
  - H. *We Will Rock You*
  - I. *We Are the Champions of the World*
14. *Take Me Out to the Ballgame*
15. **Two Movie Songs**
  - A. *In the Jungle – Lion King*
  - B. *Siamese Cat Songs- The Lady and the Tramp*
16. **Veteran's Day**
  - A. *The Army Song: The Army Goes Rolling Along*
  - B. *The Marines Hymn: From the Halls of Montezuma*
  - C. *Air Force Song: Off We Go Into the Wild Blue Yonder*
  - D. *Navy Song: Anchors Aweigh*
  - E. *U.S. Coastguard Song: Sempre Paratus (Always Ready)*
  - F. *Taps*
17. *The Witch Doctor Song*

Trombone

# America the Beautiful

Samuel A. Ward

6

12

Trombone

# America

My Country 'Tis Of Thee

Music by Henry Carey Smith

2 3 4 5 6 7

8 9 10 11 12 13 14

Trombone

National Football League Pennsylvania Teams Theme Songs  
**Fly, Eagles Fly! & Here We Go, Steelers!**

**Fly, Eagles Fly!**

Wolman



Fly ea - gles fly! On the road to vic - to - ry.



Fly ea - gles fly! Get a touch down one, two, three! Hit 'em



low, hit 'em high! And watch our Ea - gles fly.



Fly Ea - gles fly! On the road to vic - to - ry! \_\_\_\_\_

# GHOSTBUSTERS

Trombone

Words and Music by  
Ray Parker, Jr.

Moderately bright rock ♩ = 120

Moderately bright rock ♩ = 120

The musical score is written for Trombone in bass clef, 2/4 time, and B-flat major. It consists of five staves of music. The first two staves are marked 'Moderately bright rock ♩ = 120'. The lyrics 'Ghost-bust ters!' are written below the notes. The score includes fingerings (5, 1, 2, 2, 3, 4, 5, 5, 6, 7, 8, 9, 10, 11, 12, 13, 14, 15, 16) and articulation marks (accents, slurs, and 'x' marks). The piece ends with a double bar line.

5 1 2 2 3

4 5 5 6 7

8 9 10 11 Ghost-

bust ters! 12 13 14 15 Ghost-

bust - ters 16

Trombone

# Guitar Riffs

As listed on the Netflix top 100 guitar riffs.

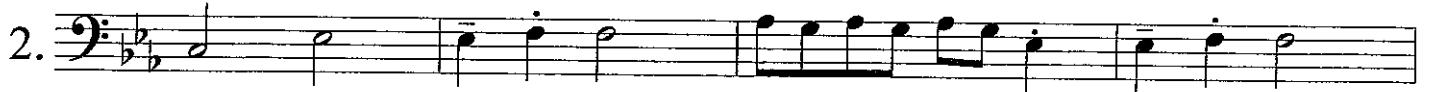
Various artists  
Mr. O'Neill

#19 CRAZY TRAIN 1980 BY OZZY  
Guitar Riff by Randy Rhoads

1. 



#6 IRON MAN 1970 BY BLACK SABBATH  
Guitar Riff by Toni Iommi

2. 





#3 SUNSHINE OF YOUR LOVE 1967 BY CREAM  
Guitar Riff by bassist Jack Bruce

3. 



#1 SMOKE ON THE WATER 1972 by Deep Purple  
Guitar Riff by Ritchie Blackmore

4. 




Trombone

# Halloween

Various


## Snake Charmer



# Fly Eagles Fly! & Here We Go, Steelers!

## Here We Go, Steelers!


Roger Wood



Here we go. Here we go. Here we



go, Stee-lers, here we go. Pitts - burgh's go - in' to the



Su - perBowl. Here we go. Cheer the Stee-lers black and the gold. Here we



go. It's time for Pittsburg's hea - rt and soul. Here we go. With Co - wer po - wer we'll



get the job done. This is the year we'll get that one for the thumb. Here we



go. Here we go. Here we go, Stee-lers.



here we go. Pitts - burg's go - in' to the Su - per Bowl.

HIGH SCHOOL MUSICAL

# We're All In This Together

Trombone

Matthew Gerrard and Robbie Nevil

Moderately  $\text{♩} = 96$

Synth. Brass



5



*mf*


10



15



20





# Indiana Jones Theme

John Williams

Musical staff 1: First line of the Indiana Jones Theme for Trombone, starting with a repeat sign and a treble clef.

Musical staff 2: Second line of the Indiana Jones Theme for Trombone, marked with measure number 4 and "To Coda 24".

Musical staff 3: Third line of the Indiana Jones Theme for Trombone, marked with measure number 8 and first/second endings.

Musical staff 4: Fourth line of the Indiana Jones Theme for Trombone, marked with measure number 12.

Musical staff 5: Fifth line of the Indiana Jones Theme for Trombone, marked with measure number 16.

Musical staff 6: Sixth line of the Indiana Jones Theme for Trombone, marked with measure number 20 and "D.S. al Coda".

Musical staff 7: Seventh line of the Indiana Jones Theme for Trombone, marked with measure number 24 and a Coda symbol.

Trombone

# Meet the Flintstones

William Hanna, Joseph Barbera  
and Hoyt Curtin



6




11



16

Swing ♩ = 96 <sup>3</sup>



21


"Wilma!"



# Trombone

# Party Songs

Happy Birthday



Mildred J. Hill, 1893



Get The Party Started

Pink



Let's Get It Started

Black Eyed Peas



Do The Limbo

Traditional



PIRATES OF THE CARRIBEAN

He's a Pirate

Trombone  
Baritone Horn

Klauss Badelt



# Theme from "Rocky"

Trombone

Bill Conti

4

7

11

15

19

22

25

28

Trombone

# Sports Fun Songs

Medium Rock  $\text{♩} = 120$  Na, Na, Hey, Hey, Goodbye Gary DeCarlo, Dale Frashuer, Paul Leka (Steam)

1 2 3 4 5

Musical notation for the first staff of 'Na, Na, Hey, Hey, Goodbye'. It is in bass clef, 4/4 time, and B-flat major. The melody consists of eighth and quarter notes. Measure numbers 1 through 5 are indicated above the staff.

## Rock and Roll Part 2

Gary Glitter & Mike Leander

Swing 2 3 4 5 6 7 8 9 10 11 12

3 times "Hey!"

Musical notation for the second staff of 'Rock and Roll Part 2'. It is in bass clef, 4/4 time, and B-flat major. The tempo is marked 'Swing'. The melody features eighth and quarter notes. Measure numbers 2 through 12 are indicated above the staff. A '3 times' instruction is placed above measures 10 and 11, with the word 'Hey!' written below measure 11.

## Na, Na, Hey, Hey, Goodbye

Chris Kenner

2 3 4 5 6 7 8

Musical notation for the third staff of 'Na, Na, Hey, Hey, Goodbye'. It is in bass clef, 4/4 time, and B-flat major. The melody consists of eighth and quarter notes. Measure numbers 2 through 8 are indicated above the staff.

## Go Skins Go

9 20 E 3 4 5 6 7 8

Musical notation for the fourth staff of 'Go Skins Go'. It is in bass clef, 4/4 time, and B-flat major. The melody consists of eighth and quarter notes. Measure numbers 9, 20, 3, 4, 5, 6, 7, and 8 are indicated above the staff. An 'E' is written above measure 20.

## Smoke on the Water

Deep Purple

Rock Db 2 3 4 5

Musical notation for the fifth staff of 'Smoke on the Water'. It is in bass clef, 4/4 time, and D-flat major. The tempo is marked 'Rock'. The melody consists of eighth and quarter notes. Measure numbers 2, 3, 4, and 5 are indicated above the staff. 'Db' is written above measure 2.

### Mission Impossible

Lala Schifrin

Musical notation for Mission Impossible, featuring a bass clef, a key signature of three flats (B-flat, E-flat, A-flat), and a 2/4 time signature. The melody starts with a quarter rest, followed by a quarter note G2, a quarter note A2, and a quarter note B2. A slur covers the next two notes, G2 and A2, with a '2' above it. This is followed by a quarter note B2, a quarter note A2, and a quarter note G2. A repeat sign follows, then a quarter note G2, a quarter note A2, and a quarter note B2. A slur covers the next three notes, G2, A2, and B2, with a '3' above it. The piece ends with a double bar line.

### Are You Ready for Some Football

Hank Williams, Jr.

Musical notation for Are You Ready for Some Football, featuring a bass clef, a key signature of one flat (B-flat), and a 4/4 time signature. The melody starts with a quarter note G2, a quarter note A2, a quarter note B2, and a quarter note C3. A slur covers the next three notes, G2, A2, and B2, with a '2' above it. This is followed by a quarter note C3, a quarter note B2, and a quarter note A2. A slur covers the next three notes, G2, A2, and B2, with a '3' above it. The piece ends with a double bar line.

### Another One Bites the Dust

Brian May - Queen

Musical notation for Another One Bites the Dust, featuring a bass clef, a key signature of three flats (B-flat, E-flat, A-flat), and a 2/2 time signature. The melody starts with a quarter note G2, a quarter note A2, a quarter note B2, and a quarter note C3. A slur covers the next three notes, G2, A2, and B2, with a '2' above it. This is followed by a quarter note C3, a quarter note B2, and a quarter note A2. A slur covers the next three notes, G2, A2, and B2, with a '3' above it. This is followed by a quarter note C3, a quarter note B2, and a quarter note A2. A slur covers the next three notes, G2, A2, and B2, with a '4' above it. A repeat sign follows, then a quarter note G2, a quarter note A2, and a quarter note B2. A slur covers the next three notes, G2, A2, and B2, with a '5' above it. The piece ends with a double bar line.

### We Will Rock You

Brian May - Queen

Musical notation for We Will Rock You, featuring a bass clef, a key signature of three flats (B-flat, E-flat, A-flat), and a 2/2 time signature. The melody starts with a half note G2, a half note A2, a half note B2, and a half note C3. A slur covers the next three notes, G2, A2, and B2. This is followed by a half note C3, a half note B2, and a half note A2. A slur covers the next three notes, G2, A2, and B2. A repeat sign follows, then a half note G2, a half note A2, and a half note B2. The piece ends with a double bar line.

### We Are the Champions of the World

Brian May - Queen

Musical notation for We Are the Champions of the World, featuring a bass clef, a key signature of one flat (B-flat), and a 12/8 time signature. The melody starts with a quarter note G2, a quarter note A2, a quarter note B2, and a quarter note C3. A slur covers the next three notes, G2, A2, and B2, with a '2' above it. This is followed by a quarter note C3, a quarter note B2, and a quarter note A2. A slur covers the next three notes, G2, A2, and B2, with a '3' above it. This is followed by a quarter note C3, a quarter note B2, and a quarter note A2. A slur covers the next three notes, G2, A2, and B2, with a '4' above it. This is followed by a quarter note C3, a quarter note B2, and a quarter note A2. A slur covers the next three notes, G2, A2, and B2, with a '5' above it. This is followed by a quarter note C3, a quarter note B2, and a quarter note A2. A slur covers the next three notes, G2, A2, and B2, with a '6' above it. This is followed by a quarter note C3, a quarter note B2, and a quarter note A2. A slur covers the next three notes, G2, A2, and B2, with a '7' above it. This is followed by a quarter note C3, a quarter note B2, and a quarter note A2. A slur covers the next three notes, G2, A2, and B2, with a '8' above it. The piece ends with a double bar line.

# Take Me Out to the Ball Game

Trombone

Words Jack Norworth, 1908  
Music Albert Von Tilzer

Waltz ♩ = 192





Trombone

# In the Jungle

The Lion King

from Mbube  
Written in the 1920's  
by Soloman Linda

Swing eighth notes  
Moderately ♩ = 108

1.



5

2.



10



16



3.

21



# The Siamese Cat Song

The Lady and the Tramp

by Peggy Lee and  
Sonny Burke, 1955


25



We are Si-am-ee-iz if you plee-iz,

We are Si-am-ee-iz if you don't please.

29



We are for-mer res - i - dents of Si-am.

There are no fi - ner cat than I am.


33



We are Si-am-ese with ver-y dain-ty claws.

Please ob-serv-ing paws con-tain-ing dain-ty claws.

37



Now we look-in' o-ver our new dom-i-cile.

If we like we stay for may-be quite a while.

Trombone

# Veterans Day

U.S. Armed Forces Songs and Taps

## The Army Song: The Army Goes Rolling Along

Music and original words by 1st Lt. (Later Brig. Gen.) Edwin Gruger 1908

1.

9 2.

17

## The Marines Hymn: From the Halls of Montezuma

26 Music by Jacques Offenbach, 1859; words 19th Century

1.

35 2.

44

## Air Force Song: Off We Go Into the Wild Blue Yonder

53 Capt. Robert Crawford, 1939

1.

61 2.

71

### unofficial Navy Song: Anchors Aweigh

Music by Lt. Charles A. Zimmerman, original words by Midshipman Alfred Hart Miles, 1906

First staff of musical notation for 'Anchors Aweigh', starting with a bass clef and a key signature of one flat. The melody begins with a quarter note G2, followed by quarter notes A2, B2, and C3, then a half note D3, and continues with quarter notes E3, F3, G3, and A3.

90 *To Coda* *D.C. al Coda*

Second staff of musical notation for 'Anchors Aweigh', starting with a bass clef and a key signature of one flat. The melody continues with quarter notes B3, C4, and D4, then a half note E4, followed by quarter notes F4, G4, and A4. It concludes with a quarter note B4 and a half note C5.

97 *Coda*

Third staff of musical notation for 'Anchors Aweigh', starting with a bass clef and a key signature of one flat. The melody continues with quarter notes D5, C5, B4, and A4, then a half note G4, followed by quarter notes F4, E4, and D4. It concludes with a quarter note C4 and a half note B3.

### U. S. Coast Guard: Sempre Paratus (Always Ready)

Music and original words by Capt. Francis S. Van Boscerck, 1927

101

First staff of musical notation for 'Sempre Paratus', starting with a bass clef and a key signature of one flat. The melody begins with a quarter note G2, followed by quarter notes A2, B2, and C3, then a half note D3, and continues with quarter notes E3, F3, G3, and A3.

109 *To Coda* *D.S. al Coda*

Second staff of musical notation for 'Sempre Paratus', starting with a bass clef and a key signature of one flat. The melody continues with quarter notes B3, C4, and D4, then a half note E4, followed by quarter notes F4, G4, and A4. It concludes with a quarter note B4 and a half note C5.

118 *Coda*

Third staff of musical notation for 'Sempre Paratus', starting with a bass clef and a key signature of one flat. The melody continues with quarter notes D5, C5, B4, and A4, then a half note G4, followed by quarter notes F4, E4, and D4. It concludes with a quarter note C4 and a half note B3.

### Taps

General David Butterfield, 1862

124

First staff of musical notation for 'Taps', starting with a bass clef and a key signature of one flat. The melody begins with a quarter note G2, followed by quarter notes A2, B2, and C3, then a half note D3, and continues with quarter notes E3, F3, G3, and A3.

133

Second staff of musical notation for 'Taps', starting with a bass clef and a key signature of one flat. The melody continues with quarter notes B3, C4, and D4, then a half note E4, followed by quarter notes F4, G4, and A4. It concludes with a quarter note B4 and a half note C5.

# The Witch Doctor Song

Trombone

Sha Na Na

Musical score for Trombone, consisting of four staves of music. The key signature is one flat (B-flat) and the time signature is common time (C). The score is numbered 1 through 20. The first staff contains measures 1-5, the second staff contains measures 6-11, the third staff contains measures 12-17, and the fourth staff contains measures 18-20. The music features a mix of quarter, eighth, and dotted notes, with some rests and a repeat sign at measure 13.